



BUFFALO BULLS

2007 FOOTBALL

2007 Schedule/Results

Buffalo (3-4, 3-1 MAC)

A30	at Rutgers	L, 38-3
S8	at Temple*	W, 42-7
S15	at Penn State	L, 45-24
S22	BAYLOR	L, 34-21
S29	at Ball State*	L, 49-14
O6	OHIO*	W, 31-10
O13	TOLEDO*	W, 43-33
O20	at Syracuse	4:00 pm
O27	AKRON*	1:00 pm
N3	at Miami (OH)*	3:00 pm
N17	BOWLING GREEN*	1:00 pm
N24	at Kent State*	1:00 pm

*Mid-American Conference game

Syracuse (1-6, 1-2 BIG EAST)

A31	WASHINGTON	L 12-42
S8	at Iowa	L 0-35
S15	ILLINOIS	L 20-41
S22	at Louisville*	W 38-35
S29	at Miami (OH)	L 14-17
O6	WEST VIRGINIA*	L 14-55
O13	RUTGERS*	L, 14-38
O20	BUFFALO	4:00 pm
N3	at Pittsburgh*	TBA
N10	SOUTH FLORIDA*	TBA
N17	at Connecticut*	TBA
N24	CINCINNATI*	TBA

*Big East Conference game

Storylines for Week 8

- This will be the third time in the last four years that Buffalo and Syracuse will meet. The teams last met in 2005 at the Carrier Dome. 16 players on the Bulls' current roster played in the 2005 contest. Jamey Richard, Kareem Byrom and Ben Woods started the 2005 contest.
- For his career, tailback James Starks is averaging 114.7 yards rushing in home games compared to 36.1 yards per game in road games. In addition, Starks has scored 12 rushing touchdowns in eight home games compared to four rushing touchdowns in 11 road games.
- This will be Buffalo's third televised game of the season. The Bulls' game at Rutgers air on the MSG Network. Buffalo contest at Penn State aired on the Big Ten Network.
- The Bulls are in search of their first non-conference road win since they won at Rutgers in 2002.

BUFFALO at SYRACUSE

October 20, 2007 • 4:00 pm

Carrier Dome (49,262) • Syracuse, NY

Radio: WWKB 1520-AM (Buffalo) • WHTK 1280-AM (Rochester)

Television: ESPN

Bulls Stay In-State But Go Out-of-Conference to Face Syracuse

Buffalo will travel down the Thruway to Syracuse on Saturday to face the Orange in search of its third straight win.

The Bulls are 3-4 overall, 3-1 in the MAC and are coming off a 43-33 victory over Toledo last Saturday. Buffalo was led by **James Starks** who ran for a career-best 231 yards and three touchdowns.

Syracuse is 1-6 overall, 1-2 in the Big East and is coming off a 38-14 loss to Rutgers last Saturday. The Orange is led by quarterback Andrew Robinson who has passed for 1,403 yards and nine touchdowns this season.

The all-time series is tied, 3-3-1. The teams last met in 2005 with the Orange downing the Bulls, 31-0, at the Carrier Dome.

Game to be Televised

Saturday's game will be televised live on the ESPN. Charles Arbuckle and Doug Bell will call the action.

What's at Stake

Buffalo is looking for its fourth win of the season for the first time in the Division I-A era. The last time the Bulls won four games was in 1998.

The Bulls are looking to win their third game in a row for the first time since the 1996 season.

Bulls Winning Ways

The Bulls matched their highest win total since moving up to Division I-A in 1999 with their 43-33 win over Toledo on Saturday.

Buffalo won three games in 2001, although they finished 1-7 in MAC play that season. The Bulls previous high in MAC wins has been two. Buffalo also sits atop the MAC East Division with a 2-0 record – in a tie with Miami (OH).

Starks is Sparkling

James Starks earned MAC East Division Player of the Week honors for the second straight week on Monday after rushing for a career-best 231 yards and three touchdowns in the Bulls' win over Toledo.

Starks' 231-yard day was the best effort by a player in the MAC this season and the sixth best effort in the nation this year.

It was the best single-game total in the Bulls' Division I-A era and the third-highest total in school history.

Starks is averaging 207 yards rushing over the last two games. He ran for 183 yards against Ohio on Oct. 6.

For the season, Starks now has 611 yards, just 93 yards shy of his total for the entire 2006 season, when he was named second-team All-MAC.

He now ranks fifth in the conference in rushing, averaging 87.3 yards per game. Prior to the Ohio game on Oct. 6, Starks averaged 39.4 yards per game and was the Bulls' second leading rusher.


Starks Has a Nose for the Endzone

Even more impressive than **James Starks'** rushing yardage has been his nose for the endzone this season. Starks had three more touchdowns against Toledo to bring his season total to 12. He leads the MAC and is tied for fifth in the nation in touchdowns. He has set the Bulls Division I-A record (since 1999) for touchdowns and is on pace to break the school record the way he has been scoring touchdowns.

Starks has scored 10 touchdowns in the past four weeks and now has 12 touchdowns for the season (10 rushing, two receiving). He has scored a touchdown in six straight games.

He has passed **Aaron Leeper**, the 2002 MAC Freshman of the Year, who scored 10 touchdowns that season, to set a Division I-A mark. **Leeland Jones** set the school record in 1966 with 16 touchdowns, a figure that led the nation that year.

Through seven games this season, Starks has scored two more touchdowns than Notre Dame (10).



James Starks

The Start Chart

The following list includes all 2007 players who have started at least one game at Buffalo. Numbers in parentheses indicate current streak of consecutive starts:

Ben Woods	41 (41)
Jamey Richard	32 (30)
Kareem Byrom	28 (24)
Jeff Niedermier	25 (26)
Drew Willy	23 (7)
Ray Norell	19 (1)
Trevor Scott	19 (19)
Terrance Breaux	17
Mike Newton	16 (14)
Jesse Imes	16
Kendric Hawkins	15
Ollice Ervin	15
Ronald Hilaire	14 (3)
James Starks	14 (7)
Jordan Jerrold	14 (14)
James Judges	13
Naaman Roosevelt	13 (2)
Brett Hamlin	10
Dane Robinson	10 (3)
Domonic Cook	7 (7)
A.J. Principe	7 (7)
Jesse Back	7 (7)
Peter Brittner	7 (7)
Chris Callahan	7 (1)
Chris Scharon	7 (1)
Jon Geddes	6
Andre Evans	6
Larry Hutchinson	6 (3)
Ernest Jackson	6 (6)
Labinot Hakanjii	5
Davonte Shannon	4 (4)
Adekunle Akingba	4
Alex Pierre	4
Mike Thompson	4
Josh Thomas	3 (3)
Jamal Chisam	3
Chris Storr	3
Fred Branch	2 (2)
Aaron Connacher	2
LaRon Haymore	1
Kyle Brey	1
Mario Henry	1
Terrell Jackson	1
Anel Montanez	1
Josh Copeland	1
Todd Robertson	1
Andrew West	1

joined cornerback **Domonic Cook** and safety **Davonte Shannon** as true freshmen make up three-fourths of the defensive backfield.

In the three games the trio has started, UB has allowed an average of 242 yards passing and has five interceptions.

Thomas is averaging nine tackles over the last two games. Shannon leads the team with 55 tackles and Cook has started all six games and ranks fifth on the team with 43 tackles.

Red Hot in the Red Zone

Buffalo is 18-of-21 in terms of scoring on the season (86%), and have scored touchdowns on 16 of those trips (76%). Compare that to last season, when the Bulls scored touchdowns just 56% of the time they reached the Red Zone.


Buffalo opponents have scored touchdowns on just 20-of-30 trips inside the 20 (67%) of the Bulls.

Willy in Elite Company

With 416 career completions, quarterback **Drew Willy** became only the fourth UB quarterback to complete 400 or more

passes in a career (Cliff Scott, Joe Freedy and Marty Barrett are the others).

In addition, with 4,272 passing yards he became just the sixth UB quarterback to throw for more than 4,000 yards (Cliff Scott, Marty Barrett, Joe Freedy, Chad Salisbury and Frank Reilly are the others).



Drew Willy

Offense is Rolling

The Bulls have scored 178 points already this season, putting them on a pace that would easily outdistance last year's 220 points, which was the most scored by a UB team since moving up to Division I-A. The Bulls are averaging 25.4 points per game.

Big Ben

Buffalo punter **Ben Woods** was named to the watch list for the Ray Guy Award, given to the nation's best punter, a few weeks back and since then has only bolstered his

Quickie Stats

Buffalo's record is:

When leading at the half	3-0
When trailing at the half	0-4
When tied at the half	0-0
When leading after three quarters	3-0
When trailing after three quarters	0-4
When tied after three quarters	0-0
When scoring first	3-1
When opponent scores first	0-3
When running more plays than opponent	2-1
When opponent runs more plays	1-1
When running the same number of plays	0-1
When committing more turnovers	0-2
When committing less turnovers	1-1
When turnovers are even	2-1
When committing at least two turnovers	1-3
When committing less than two turnovers	1-1
When winning time of possession	2-2
When opponent wins time of possession	1-2
When running 70 or more off. plays	2-1
When running less than 70 off. plays	1-2
Rushing for 200 yards or more	3-0
Rushing for less than 200 yards	0-4
When passing for 200 yards or more	0-2
When passing for less than 200 yards	3-2
When passing % is over 55%	2-4
When passing % is less than 55%	1-0
When third down conversion is over 40%	2-0
When third down conversion is less than 40%	1-4
Gaining more total yards than opponent	2-1
Gaining less total yards than opponent	1-3
Playing at home	2-1
Playing on the road	1-3
Playing on natural grass	1-1
Playing on artificial surface	2-3

2007 Mid-American Conference Standings

Team	East Division					
	Division Only		Conference Only		Overall	
	W	L	W	L	W	L
Miami	2	0	3	0	4	3
Buffalo	2	0	3	1	3	4
Akron	1	1	2	1	3	4
Bowling Green	1	1	1	1	3	3
Temple	1	2	2	2	2	5
Kent State	1	2	1	2	3	4
Ohio	0	2	1	2	3	4

Team	West Division					
	Division Only		Conference Only		Overall	
	W	L	W	L	W	L
C. Michigan	3	0	3	0	4	3
W. Michigan	2	0	2	1	3	4
Ball State	1	1	2	2	4	3
E. Michigan	1	1	1	2	2	5
Toledo	0	2	0	3	2	5
N. Illinois	0	3	0	4	1	6

Friday's Games

Northwestern vs. Eastern Michigan, 7 p.m.

*Ball State at Western Michigan, 2 p.m.

Saturday's Games

Northern Illinois at Wisconsin, 11 a.m.

*Miami at Temple, Noon

Central Michigan at Clemson, Noon

*Bowling Green at Kent State, 1 p.m.

Buffalo at Syracuse, 4 p.m.

*Ohio at Toledo, 7 p.m.

Bulls in the Record Books

Completions

1. Cliff Scott (1991-94)	545
2. Joe Freedy (1998-2001)	522
3. Marty Barrett (1980-83)	513
4. Drew Willy (2005-)	416
5. Chad Salisbury (1997-98)	372
6. Frank Reilly (1988-90)	325
7. Randall Secky (2001-04)	324
8. Ken Hyer (1981-84)	273
9. Jim Rodriguez (1978-80)	250
10. Mark Taylor (1993-96)	248

Completion Percentage

1. Drew Willy (2005-)	62.0
2. Ken Crosta (1986)	59.7
3. Denny Mason (1966-68)	56.0
4. Chad Salisbury (1997-98)	55.4
5. Marty Barrett (1980-83)	53.7
6. John Mings (1984-87)	52.5
7. Joe Freedy (1998-2001)	51.8
8. Ken Hyer (1981-84)	51.6
9. Donald Holland (1949-51)	50.2
10. Cliff Scott (1991-94)	49.5
P.J. Piskorik (2003-04)	49.5

200+ Yard Games (1977-present)

1. Marty Barrett (1980-83)	21
2. Cliff Scott (1991-94)	18
3. Chad Salisbury (1997-98)	12
4. Joe Freedy (1998-2001)	9
5. Ken Hyer (1981-84)	8
6. Drew Willy (05-)	7
7. Jim Rodriguez (1978-80)	6
8. Frank Reilly (1988-90)	5
Mark Taylor (1993-96)	5
10. Randall Secky (2001-04)	4

Total Punts (1949-present)

1. Gerald Carlson (1993-96)	260
2. Ben Woods (2004-)	255
3. Mike Masucci (1997-2000)	199
4. Doug Radwanski (1990-92)	158
5. Scott McMahan (2001-02)	149
6. Paul Jack (1967-69)	141
7. Dana Loucks (1987-88)	135
8. Sam Monaco (1978-80)	129
9. Bernie Weber (1981-83)	116
10. Joseph Papsidero (1950-52)	90

Punt Yards (1949-present)

1. Ben Woods (2004-)	10,023
2. Gerald Carlson (1993-96)	9,732
3. Mike Masucci (1997-2000)	7,731
4. Scott McMahan (2001-02)	5,900
5. Doug Radwanski (1990-92)	5,440
6. Paul Jack (1967-69)	4,790
7. Dana Loucks (1987-88)	4,698
8. Sam Monaco (1978-80)	4,083
9. Bernie Weber (1981-83)	4,017
10. Dominic Milano (2003)	2,977

Quarterback Sacks (1982-present)

1. Rich Dadabo (1989-92)	24.0
Vince Canosa (1992-95)	24.0
3. Dave May (1983-86)	18.0
4. Trevor Scott (2004-)	16.0
Keith Hansen (1994-97)	16.0
6. Hardy Mitchell (1994-97)	15.5
7. Dan Leo (1986-88)	14.5
8. Aaron Sanders (2002-05)	14.0
9. Dan Poulsen (1995-98)	12.5
10. Mike Laipple (1983-86)	11.0

chances of further recognition.

He has also recently been named by Mel Kiper as the fourth best senior punter in the nation.

Mel Kiper's Top Senior Punters

1. Durant Brooks, Georgia Tech
2. Mike Dragosavich, No. Dakota State
3. Benjamin Dato, Fordham
- 4. Ben Woods, Buffalo**
5. Andrew Larson, California

Woods has set the school record for career punt yardage with 10,023. His 255 punts are five shy of the school record.

At Ball State, Woods had one of the finest games of his outstanding career. The senior averaged 50.5 yards on six punts, including a career-best 71-yard punt, a 64-yard boomer and three more punts downed inside the opposition's 20-yard line.

Woods is also the nation's active leader in punting yards.

Woods now has 15 punts downed inside the 20 on the season and 52 in his career.

In addition, this season, Woods has punted 36 times and has only had 11 of those punts returned.

Woods currently ranks eighth in the history of the Mid-American Conference in career punting yardage.

Here is a list of the all-time leaders in punting in MAC history:

1. 12,202, Brian Brandt (CMU), 00-03
2. 11,843, Tony DeLeone (KSU), 81-83
3. 10,702, Brad Maynard (BSU), 93-96
4. 10,618, Nick Avondet (EMU), 97-00
5. 10,312, Todd Van Keppel (NIU), 81-84
6. 10,210, Reggie Hodges (BSU), 01-04
7. 10,025, Bob Hirschmann (EMU), 82-85
- 8. 10,023, Ben Woods (UB), 04-**

Roosevelt Revs Up

Sophomore flanker **Naaman Roosevelt** had just three catches for 15 yards in the first two weeks of the season. However, since then the Buffalo native has averaged 5.4 receptions and 69.8 yards receiving per game. Included in this five-game stretch is a career-best seven receptions for 114 yards at then 12th-ranked Penn State.

Although originally recruited as a quarterback, Roosevelt has made himself into one of the Bulls' top wide receivers. After ranking second on the team in receiving yardage a year ago (429), the Buffalo native leads the Bulls with 30 catches for 364 yards this year.

Byrom Tackles a Milestone

With 52 tackles this season, **Kareem Byrom** surpassed the 200-mark in career

tackles. Byrom has 225 tackles for his career. Though a senior, Byrom reached the 200-tackle mark in only 29 games.

Center of Attention

UB center **Jamey Richard** has been named a finalist for the Draddy Trophy by the the National Football Foundation

To be eligible, the student-athletes, which are nominated by their respective schools, must either be a senior or graduate student in their final year of eligibility, maintain a GPA of at least 3.2 on a 4.0 scale and have "outstanding football ability as a first team player, and demonstrated strong leadership and citizenship," according to the NFF's official criteria.

Prior to the season, Richard was named the fifth-best senior center by *USA Today*.

Trading Places

The Bulls' staff continues to see the fruits of their position switches, including another move last week that paid immediate dividends.

With a mindset of trying to get the best players on the field, head coach Turner Gill and his staff have switched the following players positions with great results:

Trevor Scott – from tight end to defensive end

James Starks – from quarterback to tailback

Naaman Roosevelt – from quarterback to flanker

Mario Henry – from safety to tailback.

LaRon Haymore – from linebacker to fullback.

The Freshman Impact

The Bulls have a total of 10 true freshmen contributing already, with two (cornerback **Domonic Cook** and placekicker **A.J. Principe**) starting all six games.

The others are: safety **Davonte Shannon**, cornerback **Josh Thomas**, safety **Josh Copeland**, tight end **Aaron Connacher**, defensive back **Justin Winters**, wide receiver **Terrell Jackson** and linebackers **Fred Branch** and **Jerry Housey**. In addition, quarterback **Zack Ingle** took his first collegiate snaps at Temple.

Another newcomer this fall, safety **Adekunle Akingba**, a JUCO transfer, ranks fourth on the team with 28 tackles.

Hutchinson Having Breakout Season

Larry Hutchinson had 10 tackles, including a sack for a safety, 1.5 tackles for loss and a pass breakup against Toledo to

2007 Practice/Interview Schedule

All Buffalo football practices will be closed to the public and media with the following exceptions.

Sunday

- No player/coaches interviews.

Monday

- Coach Gill on Mid-American Media Teleconference from 10:42-10:50. Phone number: 719-457-1566. Replay number: 719-457-0820 (passcode 6904002)
- Other interviews with coaches or players by appointment only.

Tuesday

- Weekly Football Media Luncheon at UB Stadium (Team Meeting room): 12:00 pm-1:00 pm.

Featured players and Coach Gill available for one-on-ones after formal press conference.

Print and Radio Media

- Pending availability, interviews with players between 12:45-1:45 pm at UB Stadium. Coach Gill available after practice only (after 5:45 pm).

Television and Still Photographers

The first 15 minutes of practice (3:45-4:05 pm) may be shot by television and still photographers.

Wednesday
Television and Still Photographers

The first 15 minutes of practice (3:45-4:05 pm) may be shot by television and still photographers.

Print and Radio Media

Pending availability, interviews with players between 12:45-1:45 pm at UB Stadium. Coach Gill available from 12:30-1:00 pm and after practice (after 5:45 pm)

Thursday
Television and Still Photographers

The first 15 minutes of practice (3:45-4:05 pm) may be shot by television and still photographers.

Print and Radio Media

Pending availability, interviews with players between 12:45-1:45 pm at UB Stadium. Coach Gill available from 12:30-1:00 pm and after practice only (after 5:45 pm).

Friday

No player/coaches interviews.

Saturday

Game day – Post-game interviews only unless by live television.

*For games played on Saturdays.

continue his stellar season.

Against Temple, the UB senior had eight tackles, including four tackles for loss, three sacks, two forced fumbles and a fumble recovery. He became the first Bull since 2003 to register three sacks in a game (J.J. Gibson had three vs. Marshall).

Hutchinson was named the Mid-American Conference East Division Player of the Week on Monday for his performance. His three sacks are third in the MAC.

Hutchinson is third on the team in tackles with 50 and leads the Bulls with 33 solo stops. He ranks second the team with nine tackles for loss.

Bulls Ground Rockets

Buffalo defeated Toledo, 43-33, to move to 3-1 in MAC play. **James Starks** ran for a career-high 231 yards on 34 carries – the third highest total in school history – and quarterback **Drew Willy** threw a career-best three touchdown passes to pace a big-play UB offense. Safeties **Davonte Shannon**, 15 tackles with 2.5 for losses, and **Mike Newton**, 13 tackles and an interception, paced a Buffalo defense that recorded 13 tackles for loss and two interceptions.

The win, the Bulls' second straight, moved Buffalo to 3-4 on the season and 3-1 in Mid-American Conference play. It was also UB's first win against Toledo since joining the MAC. The three wins also matches the most the Bulls have recorded in their nine

years in Division I-A play with five weeks of the season remaining. The Bulls won their second straight home game with a series of big plays as Toledo lost despite running 101 offensive plays.

Turner Gill in Rare Company

Head coach Turner Gill is one of 11 coaches in the nation that also call the offensive plays. Below is a list of the other coaches that call offensive plays.

- Art Briles (Houston)
- Troy Calhoun (Air Force)
- Bill Callahan (Nebraska)
- Bill Cubit (Western Michigan)
- Ralph Friedgen (Maryland)
- Paul Johnson (Navy)
- June Jones (Hawaii)
- Hal Mumme (New Mexico State)
- Steve Spurrier (South Carolina)
- Charlie Weis (Notre Dame)

It's All Relative


Several Bulls have interesting family ties.

Redshirt-freshman running back **Brandon Thermilus** is the son of long-time Houston Oilers running back Alonzo Highsmith.

Redshirt-freshman tight end **Kyle Brey** is the son Notre Dame men's basketball coach Mike Brey.

Senior wideout **Terrance Breaux's** great-grandmother is the cousin of legendary Chicago Cub Ernie Banks.

Additional Bio not in Media Guide



A. J. Principe

K • Fr. • 5-9 • 165
Columbus, OH
St. Francis DeSales HS
Major: Undecided

39

High School: Earned three letters for head coach Bob Jacoby at St. Francis DeSales High School...converted 9-of-13 field goal attempts his senior year...his long field goal was 48 yards...was a perfect 44-of-44

on extra points as a senior...named All-State Honorable Mention and first-team All-League as a senior...played in the Central Ohio All-Star Game.


Simon Manka

WR • Sr. • 6-0 • 185
Orchard Park, NY
Orchard Park HS
Major: History

36

Manka is a UB graduate student who took advantage of short-lived NCAA rule that allowed players who received an undergraduate degree in four years and still had one year of eligibility to transfer to another

school without sitting out a year.

Originally recruited to play lacrosse at Virginia, Manka walked on to the football team. He played on special teams in all 12 games for the Cavaliers last year.



Last Meeting

Syacuse 31, Buffalo 0

Sept. 10, 2005 • Carrier Dome • Syracuse, NY

A career game by Syracuse tailback Damien Rhodes lifted the Orange to a 31-0 victory over Buffalo on Saturday afternoon at the Carrier Dome. Rhodes piled up career-highs in touchdowns (four) and rushing yards (236) to propel the Orange to the win before 34,442 fans.

The loss dropped the Bulls to 0-2 on the season. Buffalo will host another BIG EAST opponent on Saturday night at UB Stadium when the Rutgers Scarlet Knights come to town for an 8 pm kickoff.

The Bulls defense started out strongly in the game, after giving up one first down on a third down conversion to the Buffalo 40-yard line, the Bulls knocked the Orange backwards to their own 46-yard line. The big play was a stuffed screen pass by senior defensive end Anthony Andriano.

Syracuse's second possession led to the first points of the game. After a fumble on the Bulls' punt drove the Orange back to their own 20-yard line, Syracuse embarked on an 80-yard scoring drive on seven plays. Quarterback Perry Patterson kept the drive alive with a 10-yard run on third-and-six to the SU 43. Patterson then hit Tom Ferron with a 29-yard pass before Rhodes hit paydirt from 27 yards out with 4:22 left in the first quarter.

The Bulls' offense continued to struggle in the first quarter, with drive starts at their own 20 twice and the 19-yard line. UB managed just one first down, on a scramble by junior quarterback Stewart Sampsel.

Buffalo got another huge play from their defense, as well as its special teams, to thwart another Syracuse drive late in the first quarter. Senior defensive end Aaron Sanders broke up a third down pass by Patterson at the Buffalo 23-yard line. Then on an attempted 40-yard field goal, senior defensive tackle Rob Schroeder blocked his eighth career kick with Buffalo recovering at the 27-yard line. Schroeder is the nation's leader in blocked kicks among active players.

However, the Bulls could not take advantage and were forced to punt, setting the stage for another SU score. Rhodes burst through the center of the line on a 3rd-and-10 play and went 50 yards untouched. Ricky Krautman's kick made it 14-0 Orange with 12:15 remaining in the half.

The Orange began to pull away in the second quarter behind the legs of Rhodes. He burst 38 yards on a 4th-and-one play from the Buffalo 40 to set up another score. However, the defense rose up and stuffed the Orange, forcing Krautman to kick a 21-yard field goal to make the score 17-0 with 7:44 remaining in the second quarter.

The Bulls' offense crossed midfield for the first time in the game on the ensuing drive. Senior Derrick Dyer had a clutch 11-yard catch on third down. Sampsel converted another third down with a career-long 25-yard scramble. However, the drive was snuffed out on Anthony Smith's second interception of the half.

The Orange quickly converted on the momentum shift, as Rhodes burst 54 yards off left tackle to make it 24-0 Orange with 2:21 left in the half. Rhodes amassed 216 yards rushing in the first half.

The Bulls could not get on the board in the second half, despite a good first outing for true freshman quarterback Drew Willy. Willy went 5-for-9 for 54 yards.

Defensively, Aaron Sanders had another outstanding game for the Bulls. Sanders recorded a career-best nine tackles and four tackles for loss. Sanders added a sack (his third of the season) and a quarterback hurry as well. Senior linebacker Bryan Cummings had 10 tackles to pace the defense, while Andriano added eight stops. Schroeder finished with four tackles (one for loss), a pass breakup and a quarterback hurry.

Scoring Summary

	1st	2nd	3rd	4th	Total
Buffalo	0	0	0	0	0
Syracuse	7	17	7	0	31

Scoring Summary:

1st 04:22 SYRACUSE - RHODES, Damien 27 yd run (KRAUTMAN, Ricky kick), 7-80 2:51, UB 0 - SYRACUSE 7
 2nd 12:15 SYRACUSE - RHODES, Damien 50 yd run (KRAUTMAN, Ricky kick), 3-50 0:22, UB 0 - SYRACUSE 14
 07:44 SYRACUSE - KRAUTMAN, Ricky 21 yd field goal, 8-45 3:05, UB 0 - SYRACUSE 17
 02:21 SYRACUSE - RHODES, Damien 54 yd run (KRAUTMAN, Ricky kick), 3-73 1:01, UB 0 - SYRACUSE 24
 3rd 11:12 SYRACUSE - RHODES, Damien 1 yd run (KRAUTMAN, Ricky kick), 9-77 3:48, UB 0 - SYRACUSE 31

	UB	SYRACUSE
FIRST DOWNS	6	20
RUSHES-YARDS (NET)	29-50	55-348
PASSING YDS (NET)	73	139
Passes Att-Comp-Int	27-9-2	22-10-0
TOTAL OFFENSE PLAYS-YARDS	56-123	77-487
Fumble Returns-Yards	0-0	0-0
Punt Returns-Yards	1-5	5-7
Kickoff Returns-Yards	4-107	1-18
Interception Returns-Yards	0-0	2-0
Punts (Number-Avg)	11-35.9	4-48.8
Fumbles-Lost	2-0	2-0
Penalties-Yards	9-53	7-57
Possession Time	28:49	31:11
Third-Down Conversions	3 of 17	5 of 16
Fourth-Down Conversions	0 of 1	2 of 4
Red-Zone Scores-Chances	0-0	2-2
Sacks By: Number-Yards	1-12	4-30

RUSHING: Buffalo-KING, Steven 11-20; SAMPSEL, Stewar 9-16; PATTERSON, Jare 8-12; WILLY, Drew 1-2. Syracuse-RHODES, Damien 28-236; JONES, Kareem 14-56; CHIARA, Paul 5-29; PATTERSON, P. 5-22; BRINKLEY, C. 2-17; HALE, Matt 1-minus 12.

PASSING: Buffalo-SAMPSEL, Stewar 4-18-2-19; WILLY, Drew 5-9-0-54. Syracuse-PATTERSON, P. 10-20-0-139; HALE, Matt 0-2-0-0.

RECEIVING: Buffalo-DYER, Derrick 4-52; KING, Steven 3-9; UPSHAW, Chad 1-6; SCOTT, Trevor 1-6. Syracuse-LANE, Tim 3-62; MOSS, Rice 3-34; FERRON, Tom 1-30; KOWALEWSKI, Joe 1-11; WILLIAMS, Bruce 1-10; FALKE, Kurt 1-minus 8.

INTERCEPTIONS: Buffalo-None. Syracuse-SMITH, Anthony 2-0.

FUMBLES: Buffalo-SAMPSEL, Stewar 2-0. Syracuse-BEDLE, JJ. 1-0; PATTERSON, P. 1-0.

Attendance: 34442

2007 Key Numbers

Third Down Efficiency

Opponent	Result	Pct.	Result
at Rutgers	4-of-15	26.7	L
at Temple	7-of-11	63.6	W
at Penn State	6-of-17	35.3	L
Baylor	4-of-15	26.6	L
at Ball State	3-of-10	30.0	L
Ohio	7-of-17	41.2	W

Toledo
at Syracuse
Akron
at Miami (OH)
Bowling Green
at Kent State

Time of Possession

Opponent	Buffalo	Opp.	Diff.
at Rutgers	30:28	29:32	+0:56
at Temple	35:51	24:09	+11:42
at Penn State	32:39	27:21	+5:18
Baylor	27:26	32:34	-5:08
at Ball State	25:16	34:44	-9:28
Ohio	34:04	25:56	+8:08

Toledo
at Syracuse
Akron
at Miami (OH)
Bowling Green
at Kent State

Number of Plays

Opponent	Buffalo	Opp.	Diff.
at Rutgers	66	66	0
at Temple	67	52	+15
at Penn State	76	66	+10
Baylor	73	87	-14
at Ball State	46	78	-32
Ohio	76	73	+3

Toledo
at Syracuse
Akron
at Miami (OH)
Bowling Green
at Kent State

Turnover Breakdown

Opponent	Buffalo	Opp.	Diff.
at Rutgers	0	1	+1
at Temple	3	3	0
at Penn State	2	2	0
Baylor	5	2	-3
at Ball State	2	0	-2
Ohio	0	2	+2

Toledo
at Syracuse
Akron
at Miami (OH)
Bowling Green
at Kent State



Offensive Depth Chart vs. Syracuse

QB	16 – Drew Willy Jr., 6-3, 209 Randolph, NJ '07 Season: 129-for-194, 1,400 yards, 7 TDs, 6 INTs Career: 416-for-671, 4,272 yards, 19 TDs, 24 INTs Notes: Leads MAC in completion percentage (66.5)	18 – Naaman Roosevelt So., 6-0, 184 Buffalo, NY '07 Season: Has not attempted a pass Notes: Is the Bulls starting wide receiver and punt returner. Although he didn't attempt a pass last season, he was a standout QB in high school.
RB	19 – James Starks So., 6-2, 210 Niagara Falls, NY '07 Season: 149 att., 611 yds, 4.1 avg., 10 TD, long 72*, 17 rec., 203 yds, 2 TD Career: 324 att., 1,315 yds, 4.1 avg., 14 TDs, long 72*, 28 rec., 219 yds, 2 TD Notes: Had a career-high 231 yards rushing against Toledo.	28 – Mario Henry R-So., 5-9, 202 Erie, PA '07 Season: 51 att., 286 yds, 5.6 avg., TD, long 33, 9 rec., 60 yds, long 20
FB	32 – Chris Scharon Jr., 6-2, 242 Salem, NH '07 Season: 1 rec., 2 yds Career: 2 att., 1 yd, 6 rec., 22 yds Notes: Returned to the lineup vs. Ohio after missing 3 games with an illness.	27 – Brandon Thermilus R-Fr., 6-2, 242 Flower Mounds, TX '07 Season: 19 att., 77 yds, 4.1 avg., long 14, 7 rec., 59 yds, 8.4 avg., long 17
WR	33 – LaRon Haymore Sr., 5-11, 224 St. Louis, MO '07 Season: 1 rec., 2 yds, TD Career: 1 rec., 2 yds, TD Notes: Converted linebacker. His first career catch was a TD at Penn St.	88 – Brett Hamlin R-So., 6-1, 182 Jupiter, FL '07 Season: 19 catches, 202 yards, 10.6 avg., long 35 Career: 64 catches, 620 yards, 9.7 avg., long 46 Notes: Has had a catch in all but 2 games of his career.
WR	21 – Ernest Jackson Jr., 6-2, 215 Rochester, NY '07 Season: 28 catches, 409 yards, 14.6 avg., 3 TD, long 75* Career: 41 catches, 620 yards, 15.1 avg., 4 TD, long 75* Notes: Had a career-high 107 yards receiving against Toledo.	80 – Terrell Jackson Fr., 6-1, 180 Temple, TX '07 Season: 1 rec., 5 yards, 5.0 avg., long 5 Career: 1 rec., 5 yards, 5.0 avg., long 5 Notes: Speedy true freshman who also handles kick return duties.
TE	82 – Jesse Rack So., 6-3, 247 Maspeth, NY '07 Season: 8 rec., 110 yards, 13.8 avg., long 38 Career: 10 rec., 125 yards, 12.5 avg., TD, long 38 Notes: His 13.8 ypc average is second on the team.	87 – Aaron Connacher Fr., 6-3, 230 Jamestown, NY '07 Season: 3 rec., 19 yds, 6.3 avg., long 13 Career: 3 rec., 19 yds, 6.3 avg., long 13 Notes: Freshman TE who had a catch in each of the first two games.
LT	70 – Ray Norell Jr., 6-6, 296 Monroe, CT '07 Season: Started six games. Career: Started 18 games. Notes: Has played both the guard and tackle position.	67 – Jon Burgio Sr., 6-9, 359 Clarence, NY '07 Season: Has seen action in six games. Notes: Buffalo's tallest player in its modern Division I era.
LG	73 – Peter Bittner R-Fr., 6-4, 293 Williamsville, NY '07 Season: Started first seven games. Notes: Named Western New York Lineman of the Year as a senior in high school. Lone freshman starter on offensive line.	57 – Jon Geddes So., 6-4, 337 Colonie, NY '07 Season: Saw action five games. Notes: A 2002 New York State "Golden 50" selection who participated in the Governor's Bowl (New York vs. New Jersey).
C	71 – Jamey Richard Sr., 6-4, 301 Weston, CT '07 Season: Started first seven games, twice UB's Off. Player of the Week Career: Started 30 straight games; rated 5th best senior C by <i>USA Today</i> Notes: Voted team captain for the second straight year.	79 – Chris Lauzze Jr., 6-2, 300 Pembroke, NY '06 Season: Has seen action in seven games. Notes: A three-year all-league selection at Pembroke High School.
RG	75 – Jeff Neidermier Jr., 6-3, 310 New Washington, OH '07 Season: Started first seven games. Career: Has started 25 straight games. Notes: Named North Central Ohio Coaches Assoc. Offensive Lineman of the Year	76 – Matt Bacoulis So., 6-3, 307 Des Plaines, IL '07 Season: Has served as backup guard. Notes: Ranked one of the Top 100 prospects in the state of Illinois coming out of high school.
RT	77 – Jordan Jerrold So., 6-8, 306 Fairless Hills, PA '07 Season: Started first seven games. Career: Has started 14 straight games. Notes: An All-Southeast Pennsylvania selection as a senior	72 – Andrew West So., 6-6, 313 Croswell, MI '07 Season: Has seen action in 4 games. Started against Ohio. Notes: Selected as an alternate to the prestigious East-West Michigan All-Star team in high school.
PK	39 – A.J. Principe Fr., 5-9, 165 Columbus, OH '07 Season: 3-for-7 FG, long 43, 22-23 PATs Notes: A walk-on who was awarded a scholarship prior to the 2007 season.	10 – Gerry McGroarty Jr., 6-2, 219 Wilkes-Barre, PA '07 Season: Handles kick off duties. Has 6 touchbacks on the year. Career: 2-for-5 FG, long 46 Notes: Nailed a 64-yard field goal in high school.
SNP	55 – Labinot Hakanjin Sr., 6-0, 293 Brooklyn, NY Notes: Second season as long-snapper for the Bulls. Also plays defensive tackle for the Bulls.	48 – Chris Callahan Jr., 6-3, 247 Webster, NY Notes: Also plays defensive line for the Bulls.
HLD	8 – Ben Woods Sr., 6-2, 201 Hermitage, PA Notes: Second season as holder.	88 – Brett Hamlin R-So., 6-1, 182 Jupiter, FL Notes: Has not seen action as a holder.



Defensive Depth Chart vs. Syracuse

DE	89 – Trevor Scott Sr., 6-5, 258 Potsdam, NY '07 Season: 25 tackles (16 solos), 9.5 TFL, 7 sacks, 3 FF, FR, 4 QBH, PBU Career: 70 tackles (44 solos), 23 TFL, 16 sacks, 2 PBU, 9 QBH, 3 FF, 2 FR, Blk Notes: Played first two seasons at tight end. Team captain.	60 – Mike Thompson Jr., 6-1, 278 Seffner, FL '07 Season: 2 tackles, 0.5 sacks, 0.5 TFL, INT Career: 8 tackles (4 solos), 2.5 TFL, 0.5 sacks, INT Notes: Had his first career interception against Toledo.
DT	92 – Dane Robinson So., 6-2, 267 Baltimore, MD '07 Season: 8 tackle (3 solos), 2 TFL, QBH Career: 19 tackles (9 solos), 6 TFL, 2 sacks, PBU, QBH Notes: High school teammate of fellow Bull Mike Newton.	91 – James Judges Sr., 6-5, 262 Pickering, Ontario '07 Season: 5 tackles (4 solos) Career: 37 tackles (22 solos), 6 TFL, 4 sacks, FR, FF, Blk Notes: Had a pair of solo tackles at Penn State.
DT	95 – Ronald Hilaire Jr., 6-0, 288 Laval, Quebec '07 Season: 24 tackles (10 solos), 2 QBH, 2 TFL, 0.5 sacks Career: 58 tackles, (24 solos), 3.5 TFL, 1.5 sacks, PBU, 4 QBHs, FR, FF, Blk Notes: Had a career-high 8 tackles against Toledo.	66 – Brandon Flanagan R-Fr., 6-2, 303 North Reading, MA '07 Season: 1 tackle Career: 1 tackle Notes: Converted from the offensive line during training camp.
DE	48 – Chris Callahan Jr., 6-3, 247 Webster, NY '07 Season: 18 tackles (5 solos), 3.5 TFL, 0.5 sacks Career: 35 tackles (15 solos), 5.5 TFL, 1.5 sacks, QBH Notes: Plays defensive end, linebacker and long snapper.	47 – Todd Robertson Sr., 6-2, 244 Amherst, NY '07 Season: 5 tackles Career: 31 tackles (11 solos), TFL, QBH Notes: Made his first career start against Baylor.
OLB	46 – Larry Hutchinson Sr., 6-1, 212 Seattle, WA '07 Season: 50 tackles (33 solos), 9 TFL, 4 sacks, FR, 2 FF, PBU Career: 59 tackles (41 solos), 9 TFL, 4 sacks, 2 FF, FR, 2 PBU Notes: Recorded a safety against Toledo.	6 – Ollice Ervin Sr., 6-1, 232 Vero Beach, FL '07 Season: 26 tackles (14 solos), 2.5 TFL, FR, PBU Career: 154 tackles (76 solos), 10 TFL, 1.5 sacks, INT, 5 PBU, 2 FR, FF Notes: Started all 12 games last season. Bulls top returning tackler.
ILB	20 – Kareem Byrom Sr., 5-10, 200 New Brunswick, NJ '07 Season: 52 tackles (29 solos), 4 TFL, FF, PBU Career: 225 tackles (126 solos), 14.5 TFL, 2 sacks, 4 INTs, QBH, 6 PBUs, FR, 5 FF Notes: Team captain. Played primarily safety last season.	53 – Jerry Housey Fr., 6-1, 230 Bronx, NY '07 Season: 7 tackles (3 solos), TFL Career: 7 tackles (3 solos), TFL Notes: First-team All-State selection in high school.
OLB	59 – Fred Branch Fr., 6-3, 200 Rockville, MD '07 Season: 21 tackles (7 solos), TFL Career: 21 tackles (7 solos), TFL Notes: Has started the last 2 games. Had a career-high 9 tackles vs. Toledo	44 – David Hubbard Jr., 6-0, 225 Rancho Cucamonga, CA '07 Season: 14 tackles (7 solos), QBH, PBU Career: 25 tackles (11 solos), 1.5 TFL, 1.5 sacks, QBH, PBU Notes: Transfer from Citrus JC in 2006.
CB	25 – Domic Cook Fr., 5-9, 175 Buffalo, NY '07 Season: 43 tackles (29 solos), 1.5 TFL, 2 PBU, Blk Notes: Only true freshman to start every game. High school teammate of Bulls' wide receiver Naaman Roosevelt.	29 – Ronald Sears Sr., 6-0, 186 New York, NY '07 Season: 0 tackles Career: 2 tackles, (2 solos), INT Notes: Only senior in defensive backfield on 2-deep
SS	7 – Davonte Shannon Fr., 6-1, 180 Jeannette, PA '07 Season: 55 tackles (31 solos), 3.5 TFL, 2 INT, 3 PBUs, QBH Career: 55 tackles (31 solos), 3.5 TFL, 2 INT, 3 PBUs, QBH Notes: Averaging 13.3 tackles in the last 3 games. Leads UB in tackles.	49 – Adekunle Akingba Jr., 6-4, 205 Brooklyn, NY '07 Season: 29 tackles (15 solos), FF Notes: Transfer from Nassau CC. Played linebacker in spring ball. Enrolled at UB in January of '07. Parents came to New York from Nigeria.
FS	30 – Mike Newton So., 5-10, 195 Pasadena, MD '07 Season: 44 tackles (21 solos), 0.5 TFL, 3 INT, 2 PBU Career: 104 tackles (51 solos), 4.5 TFL, 0.5 sacks, 8 INT, 4 PBU Notes: Has had an interception in each of the last 2 games.	42 – Josh Copeland Fr., 6-0, 195 Fairborn, OH '07 Season: 12 tackle (8 solos), 1 PBU Notes: Rated the 128th best safety in the nation by ESPN.com coming out of high school. Played quarterback, receiver and safety in HS.
CB	12 – Kendric Hawkins So., 5-10, 184 Upper Marlboro, MD '07 Season: 22 tackles (15 solos), TFL, INT, 3 PBU, FR, FF Career: 92 tackles (68 solos), 9 TFL, sack, 3 INT, 6 PBU, 3 FR, 2 FF Notes: Had a career-high 9 solo tackles at Penn State.	15 – Josh Thomas Fr., 5-10, 175 Cedar Hill, TX '07 Season: 25 tackles (17 solos), 3 PBU Notes: One of four freshmen from the state of Texas - the home state of head coach Turner Gill. Has started 3 straight games.
P	8 – Ben Woods Sr., 6-2, 201 Hermitage, PA '07 Season: 36 punts, 1553 yds, 43.1 avg., long 71, 15 I-20 Career: 255 punts, 10,023 yds, 39.3 avg., long 71, 52 I-20 Notes: Has started every game of his career.	39 – A.J. Principe Fr., 5-9, 165 Columbus, OH Notes: Has not attempted a punt in his career.
KOR	80 – Terrell Jackson Fr., 6-1, 180 Temple, TX '07 Season: 14 ret., 261 yds, 18.6 avg., long 44 Career: 14 ret., 261 yds, 18.6 avg., long 44 Notes: Had a career-long 44-yard return against Toledo.	84 – Skyler Hagg R-Fr., 5-11, 175 Glendale, AZ '07 Season: 9 ret., 187 yds, 20.8 avg., long 52 Career: 9 ret., 187 yds, 20.8 avg., long 52 Notes: Had 52-yard return on his first return at Penn State
KOR	18 – Naaman Roosevelt So., 5-10, 184 Buffalo, NY '07 Season: 10 ret., 210 yards, 21.0 avg., long 35 Career: 38 ret., 934 yds, 24.6 avg., long 94*	27 – Brandon Thermilus R-Fr., 5-11, 226 Flower Mound, TX '07 Season: 1 ret., 17 yds, 17.0 avg., long 17 Notes: Son of former Houston Oilers running back Alonzo Highsmith.
PR	18 – Naaman Roosevelt So., 5-10, 184 Buffalo, NY '07 Season: 7 ret., 62 yds, 8.9 avg., long 17 Career: 18 ret., 206 yds, 11.4 avg., long 55	



HEAD COACH TURNER GILL

SECOND SEASON AT BUFFALO • 5-13 RECORD AT UB

Turner Gill enters his second season as Buffalo's head coach. Gill made an immediate impact in his first year as he led the Bulls to a number of firsts. In 2006, Buffalo scored the most points in a season (220) since moving to Division I-A. UB also scored the most points (201) of any team in the MAC East Division and defeated the first team (Kent State) with a winning record since joining Mid-American Conference in 1999. The Bulls finished the 2006 season 2-10.

Gill has reached the pinnacle of college football as both a player and a coach. Now he has accepted the challenge of lifting Buffalo's fledgling Division I-A program to the level of excellence that he has embodied as both a player and coach.

Gill, who was part of three national championships as a coach at the University of Nebraska and a Heisman Trophy finalist as a player, agreed to a five-year contract to become the 23rd head football coach at the University at Buffalo on December 16, 2005.

Gill who spent the 2005 season serving as Player Development Director and Offensive Assistant with the Green Bay Packers, was lauded as one of the nation's top recruiters while an assistant coach at Nebraska from 1992-2004. The Cornhuskers won national titles in 1994, 1995 and 1997 during that span.

Gill, who was selected following a national search, brings with him tremendous success as both a player and coach. Consider how few head coaches in America can claim to have:

- As a player, to have never lost a conference game as a starter; to have led his team to the national championship game and to have been a finalist for the Heisman Trophy (won by his teammate).
- As a coach, to be on the sidelines for three national championships and to have coached an individual who won the Heisman Trophy.

"I am extremely excited to be able to bring a person of Turner's caliber - not only as a coach but as a person - to the University at Buffalo," said Warde Manuel, UB's Director of Athletics. "He is a man of great integrity, he has a tremendous football pedigree, and is a proven winner. Turner has all the tools necessary to bring great pride to our football program in the future, and I can't wait to get started with what I think will be a very exciting chapter in Bulls' football history."

UB President John B. Simpson said that "from my conversations with Turner Gill, and from what I know of his impressive experience and proven leadership, it's clear to me that he is an individual who understands at a deep level what excellence is -- and understands what it will take to achieve it, both on and off the field."

Simpson said the fact that Gill will head up the university's football program "is great news for UB, marking not just an important step forward in our continuing work to build a strong, competitive athletic program, but also a key outcome of our university-wide commitment to institutional excellence."

During his tenure at Nebraska, Gill served as an assistant coach for College Football Hall of Famer Tom Osborne, current Ohio University head coach Frank Solich and current Nebraska mentor Bill Callahan. He tutored the Huskers' quarterbacks from 1992-2002, was named assistant head football coach in 2003, and served as wide receivers coach in 2004.

"I am honored and privileged to be a part of a great team with President John Simpson and Warde Manuel," said Gill. "They are tremendous people and I know the University at Buffalo has great leadership with them in place. I sincerely thank both of them for giving me this opportunity."

"When I talked to people about Warde, they had nothing but high regard for him as a person and as an athletic director," said Gill. "He has created an excitement on campus and in the community. I want to be a part of this special time at this institution. Warde has that drive and determination that brings out excellence in other people. Our football staff will help him to deliver that excitement to Western New York, the rest of New York State, and hopefully, the rest of the country."

In speaking about his expectations for his team, Gill said: "We are going to be

a team where each person believes in himself, his teammates, his coaches, and the people of this institution. We will be a family that will dedicate ourselves to excellence, balance, and growth. It is one of our main goals to make sure that these young men truly enjoy the college football experience.

"It is our intention to build a team that will be physical and attacking on both sides of the ball, as well as on special teams. Not only will the experience be great for the players, but we will entertain the students and the fans as well," said Gill.

During the height of Nebraska football in the 1990s, with Gill serving as quarterback coach, the Cornhuskers had unprecedented success at both the quarterback position and as a team. Gill - rated one of the top ten recruiters in the nation in 2000 and 2001 by ESPN.com - played a vital role in Nebraska's three national titles, and mentored a string of record-breaking quarterbacks, from Tommie Frazier to Jamaal Lord to 2001 Heisman Trophy winner Eric Crouch.

Crouch, Frazier and Lord rank as the top three total career offense leaders in Nebraska history (while Gill, himself, ranks eighth). Crouch won the Heisman Trophy, Walter Camp Award (top player in the nation) and the Davey O'Brien Award (nation's top quarterback) as well as being a first-team All-American in 2001 under Gill's tutelage.

Frazier was also a first-team All-American, Johnny Unitas Award winner and Heisman Trophy finalist in 1995, and led Nebraska to back-to-back national championships (1994-95). Both Frazier and Crouch were tabbed as Big 12 Offensive Players of the Year. Gill also mentored a pair of Big 12 Conference Offensive Newcomers of the Year in Frazier and Scott Frost (1996). Frost would lead Nebraska to another national title in 1997.

In 2002, he was nominated and among the finalists for the Frank Broyles Award, given annually to the top assistant coach in the nation. He was regarded by several sources as one of the top recruiters in the nation.

"Turner is an outstanding human being," said former Nebraska head coach Tom Osborne, a member of the College Football Hall of Fame and one of the winningest coaches in college football history. "He has great character. He's a great family man, an excellent recruiter, he relates well to his players and he really works well with people. He'll always represent the program well. He is very knowledgeable as far as football goes. I have nothing but the greatest admiration for him."

Before accepting the job at Buffalo, Gill served as the direct liaison to players and their families as the Player Development Director. He also served as an offensive assistant, with a focus on wide receivers. He began his coaching career at Southern Methodist University as receivers coach in 1991.

Gill's outstanding coaching career mirrors a memorable playing career that culminated with him being named a finalist for the Heisman Trophy in 1983 (finishing fourth behind teammate Mike Rozier) and earning a berth on the All-Decade Big Eight team (1980-89) as the starting quarterback.

Gill, a native of Fort Worth, TX, was the starting quarterback at Nebraska from 1981-83 and led the team to a No. 2 and No. 3 national ranking. Overall, Nebraska teams had a 28-2 overall record with Gill as the starting quarterback and a 20-0 record in Big Eight conference play. He is the 12th winningest QB in NCAA Div. I history.

He was inducted into the Regions Bank Orange Bowl Hall of Honor during the 73rd FedEx Orange Bowl on January 2, 2007.

Gill spent two seasons as quarterback of the Montreal Concordes of the Canadian Football League, leading his team to playoff berths in 1984 and 1985.

One of the most respected student-athletes in Nebraska athletics history, Gill earned the Tom Novak Award for Outstanding Leadership and Character as well as the Herbert Marshall Award for Leadership. He has been inducted into the Nebraska Football Hall of Fame, was a three-time All Big Eight selection, and was the MVP of the Orange Bowl and Kickoff Classic. A multi-talented athlete, Gill also spent three seasons in the minor league systems of the Detroit Tigers and Cleveland Indians.

He received his bachelor's degree in Behavior Analysis from the University of North Texas in 1990.

Gill has also served as a Spokesperson for the United Way and as honorary chairman for Cystic Fibrosis, the American Heart Association and the American Diabetes Association. He is also a board member of the Lincoln (NE) Children's Museum.

He and his wife Gayle have two daughters, Jordan (16) and Margaux (12).



Bulls Among The MAC/National Leaders

Drew Willy _____ 7th in total offense per game (205.3)
 4th in pass efficiency (132.8)
 6th in passing average per game (200.0)

James Starks _____ 5th in rushing yards per game (87.3)
 9th in all-purpose yards per game (116.3)
 1st in points per game (10.3)
 1st in scoring (touchdowns) (10.3)

Ben Woods _____ 29th in the nation/6th in the MAC in punting (43.1)

A.J. Principe _____ T-4th in PAT kicking percentage (95.8)
 8th in field goal percentage (42.9)

Larry Hutchinson _____ T-4th in sacks (0.57)
 5th in tackles for loss (1.36)
 T-7th in forced fumbles (0.29)

Trevor Scott _____ T-10th in the nation/2nd in the MAC in sacks per game (1.00)
 T-8th in the nation/T-1st in forced fumbles (0.43)
 4th in the MAC in tackles for loss (1.36)

Mike Newton _____ 5th in interceptions per game (0.43)

Statistical Comparison

Bulls-Orange Statistical Comparison		
	Buffalo	Syracuse
Points Per Game	25.4	16.0
Points Allowed Per Game	30.9	37.6
Rushing Offense Per Game	145.9	58.4
Passing Offense Per Game	205.3	203.7
Total Offense Per Game	351.1	262.1
Rushing Defense Per Game	171.7	233.7
Passing Defense Per Game	229.3	258.9
Total Defense Per Game	401.0	492.6
Kickoff Return Average	19.3	26.3
Punt Return Average	8.4	4.5
Net Punting	37.9	33.2
Sacks by-yards lost	13-95	5-32
Third Down Conversions	35-for-97	29-for-98
Third Down Percentage	36.0%	30.0%
Fourth Down Conversions	7-of-14	3-of-9
Fourth Down Percentage	50.0%	33.0%
Fumbles-Lost	11-8	14-6
Turnovers (For/Against/+/-)	12/14/-2	12/10/+2
Penalties-Yards	48-426	49-386
Penalty yards per game	60.9	55.1

UB Players of the Week

	Offense	Defense	Special Teams
at Rutgers	Jamey Richard	Kareem Byrom	Labinot Hakanjin
at Temple	Mario Henry	Larry Hutchinson	Simon Manka
at Penn State	Drew Willy	Kendric Hawkins	Ben Woods
Baylor	Jamey Richard	Kareem Byrom	Justin Winters
at Ball State	Ernest Jackson	Davonte Shannon	Ben Woods
Ohio	James Starks	Kareem Byrom	A.J. Principe
Toledo	James Starks	Hutchinson/Hilaire	Adekunle Akingba
at Syracuse			
Akron			
at Miami (OH)			
Bowling Green			
at Kent State			

Bulls in the MAC Team Rankings

Scoring offense	7th (25.4 ppg)
Scoring defense	9th (30.9 ppg)
Rushing offense	7th (145.9 ypg)
Rushing defense	3rd (170.6 ypg)
Passing offense	9th (205.3 ypg)
Pass defense	9th (229.3 ypg)
Total offense	9th (351.1 ypg)
Total defense	4th (399.9 ypg)
Kickoff returns	11th (19.3 ypr)
Punt returns	7th (8.4 avg)
Net punting	5th (39.6 ypg)
Turnover margin	9th (-0.29)
Quarterback sacks	T-5th (13)
Penalties against	6th (60.9 ypg)

2007 University at Buffalo Game-By-Game Starters

	Rutgers	Temple	Penn State	Baylor	Ball State	Ohio	Toledo	Syracuse	Akron	Miami	BGSU	Kent State
LT	Norell	Norell	Norell	Norell	Norell	West	Norell					
LG	Bittner	Bittner	Bittner	Bittner	Bittner	Bittner	Bittner					
C	Richard	Richard	Richard	Richard	Richard	Richard	Richard					
RG	Niedermier	Niedermier	Niedermier	Niedermier	Niedermier	Niedermier	Niedermier					
RT	Jerrold	Jerrold	Jerrold	Jerrold	Jerrold	Jerrold	Jerrold					
TE	Rack		Rack	Rack	Rack	Rack	Rack					
WR	Roosevelt	Roosevelt	Roosevelt	Roosevelt		Roosevelt	Roosevelt					
WR	Hamlin	T. Jackson				Hamlin						
TE/WR	Connacher	Hamlin		Connacher	Brey							
TB	Starks	Starks	Starks	Starks	Starks	Starks	Starks					
FB/RB	--		Henry		Haymore		Scharon					
QB	Willy	Willy	Willy	Willy	Willy	Willy	Willy					
WR	--	E. Jackson	E. Jackson	E. Jackson	E. Jackson	E. Jackson	E. Jackson					
DE	Scott	Scott	Scott	Scott	Scott	Scott	Scott					
DT	Robinson	Robinson	Robinson	Judges	Robinson	Robinson	Robinson					
DT	Hilaire	Hilaire	Hilaire	Robertson	Hilaire	Hilaire	Hilaire					
DE	Callahan	Callahan	Callahan	Callahan	Callahan	Callahan	Callahan					
LB	Hutchinson	Hutchinson	Hutchinson	Shannon	Hutchinson	Hutchinson	Hutchinson					
LB	Ervin	Ervin	Ervin	Copeland	Ervin	Byrom	Byrom					
LB	Byrom	Byrom	Byrom	Byrom	Byrom	Branch	Branch					
CB	Cook	Cook	Cook	Cook	Cook	Cook	Cook					
S	Akingba	Akingba	Akingba	Akingba	Shannon	Shannon	Shannon					
S	Newton	Newton	Newton	Newton	Newton	Newton	Newton					
CB	Hawkins	Hawkins	Hawkins	Hawkins	Thomas	Thomas	Thomas					

2007 Buffalo Game-by-Game Statistical Leaders

Game/Result	Rushing	Passing	Receiving	Punting	FG's/PATs (Good)	Defense
Aug. 30 at Rutgers L, 38-3	Henry 8-49 Starks 18-21	Willy 32-19-0 165 yards	Hamlin 4-54 Thermilus 4-37 Jackson 3-37	Woods 7-308 44.0, (long 50)	Principe 1-1 (35)	Byrom 6-4-10, TFL, FF Akingba 5-5-10 Newton 5-3-8
Sept. 8 at Temple W, 42-7	Henry 17-125, TD Thermilus 9-41	Willy 22-20-1 190 yards, 2 TD	E. Jackson 5-40 Hamlin 4-29 Starks 3-83	Woods 3-129 43.0, (long 58)	Principe 6-6 PAT	Hutchinson 6-2-8, 3 sacks, 4 TFL, 2 FF, FR Ervin 4-4-8, 1.5 TFL
Sept. 15 at Penn State L, 45-24	Starks 18-41, TD Henry 10-16	Willy 39-28-1 330 yards, TD	Roosevelt 7-114 E. Jackson 10-74, TD Hamlin 4-46	Woods 5-203 40.6, (long 50)	Principe 1-2 (19, 49) 3-3 PAT	Hawkins 9-2-11, TFL, FR Byrom 6-1-7, TFL Cook 6-0-6, TFL
Sept. 22 BAYLOR L, 34-21	Starks 14-62, 2 TD Henry 10-48	Willy 46-29-3 276 yards, TD	Roosevelt 6-79 Hamlin 5-50 E. Jackson 4-37	Woods 5-221 44.2, (long 56)	Principe 0-2 (45, 46) 3-3 PAT	Hutchinson 8-3-11, 2 TFL Akingba 5-5-10, FF Byrom 3-5-8
Sept. 29 at Ball State L, 49-14	Starks 19-47, 2 TDs	Willy 19-14-1 136 yards	Roosevelt 5-44 E. Jackson 4-70	Woods 6-303 50.5, (long 71)	Principe 2-2 PAT	Shannon 10-6-16 Byrom 5-4-9 Ervin 4-4-8
Oct. 6 OHIO W, 31-10	Starks 36-183, 2 TDs Henry 6-48	Willy 19-10-0 118 yards	Roosevelt 6-61 E. Jackson 2-44	Woods 5-186 37.2, (long 57)	Principe 1-1 (43) 4-4 PAT	Thomas 4-5-9 Shannon 4-5-9, INT Newton 4-5-9, INT, PBU
Oct. 13 TOLEDO W, 43-33	Starks 34-231, 3 TDs Thermilus 3-16	Willy 17-9-0 185 yards, 3 TD	E. Jackson 4-107, 2 TD Roosevelt 3-51, TD	Woods 5-203 40.6, (long 48)	Principe 0-1 (43) 5-6 PAT	Shannon 6-9-15, 2.5 TFL, QBH Newton 4-9-13, 0.5 TFL, INT Cook 7-4-11, 0.5 TFL, Blk
Oct. 20 at Syracuse						
Oct. 27 AKRON						
Nov. 3 at Miami (OH)						
Nov. 17 BOWLING GREEN						
Nov. 24 at Kent State						

- 2007 Football Highlights -

- √ Against Rutgers, Buffalo lost to the 16th-ranked Scarlet Knights. Kareem Byrom forced the fifth fumble of his career - 6th most in school history.
- √ Against Temple, the Bulls recorded the most points scored in a MAC road game and it was the second largest margin of victory since returning to Division I-A. Larry Hutchinson led a UB defensive effort that held the Owls to -39 yards rushing by recording eight tackles, three sacks, four tackles for loss, two forced fumbles.
- √ Against Penn State, Drew Willy passed for a career-high 330 yards. The Bulls outgained the 12th-ranked Nittany Lions, 395 yards to 393 yards in total offense.
- √ Against Baylor, James Starks amassed 95 yards of total offense and scored all three of UB's touchdowns. Baylor was the first Big 12 program to play at UB Stadium.
- √ Freshman Davonte Shannon recorded 16 tackles at Ball State, while punter Ben Woods averaged 50.5 yards per punt, including a career-long of 71
- √ Against Ohio, James Starks ran for 183 yards on 36 carries. It was the most carries and yards gained by a player playing the Bulls' Division I-A era.
- √ Against Toledo, the Bulls earned their first ever win over the Rockets as James Starks ran for a career-high 231 yards and three TDs. It was the most rushing yards in UB's D-IA era.

The Last Time

Last Shutout:

Nov. 3, 2001 – Buffalo 44, Ohio 0

Last Time Shut Out:

Oct. 28, 2006 – Boston College 41, Buffalo 0

Last Overtime Game:

Sept. 9, 2006 – at Bowling Green, 40-48 (3 OT)

Last Overtime Win:

Aug. 31, 2006 – vs. Temple, 9-3

Last Overtime Loss:

Sept. 9, 2006 – at Bowling Green, 40-48 (3 OT)

Last Tie:

Oct. 8, 1977 – Buffalo 7, RIT 7

Last Kickoff Returned for a Touchdown:

Sept. 9, 2006 – Naaman Roosevelt at Bowling Green (94 yds)

Last Punt Returned for a Touchdown:

Aug. 29, 2002 – Andre Forde vs. Lehigh (83 yds)

Last Interception Returned for a Touchdown:

Sept. 8, 2007 – Mike Newton at Temple (50 yards)

Last Fumble Returned for a Touchdown:

Oct. 15, 2006 – James Judges vs. Miami (5 yards)

Last 100 yard Rush Game:

Oct. 13, 2007 – James Starks vs. Toledo (231 yards, 34 att.)

Last 200 yard Rush Game:

Oct. 13, 2007 – James Starks vs. Toledo (231 yards, 34 att.)

Last UB Running Back To Score 3 or more TDS/Game

Oct. 13, 2007 – James Starks vs. Toledo (45, 9, 36 yds)

Last UB Rusher To Have 30 or More Carries In a Game

Oct. 13, 2007 – James Starks vs. Ohio (34 att., 231 yards)

Last Time Two UB Rushers Have Gone Over 100 yards

Oct. 12, 2002 – Aaron Leeper (145 yds), Dave Dawson (103 yds) at Marshall

Last 100 yd Receiving Game:

Oct. 13, 2007 – Ernest Jackson vs. Toledo (4 rec., 107 yds)

Last 200 yd Receiving Game:

Sept. 29, 2002 – Andre Forde at Ohio (12 rec., 202 yards)

Last Receiver To Catch 3 or More TDs In One Game:

Sept. 7, 2002 – Andre Forde at Rutgers (12, 8, 4 yds)

Last 300 yd Passing Game:

Sept. 15, 2007 – Drew Willy at Penn State (330 yards)

Last 400 yd Passing Game:

Oct. 18, 1997 – Chad Salisbury vs. Massachusetts (459 yards)

Last Time a UB Quarterback Has Thrown 3 Touchdowns:

Oct. 13, 2007 – Drew Willy vs. Toledo (32, 75, 16 yds)

Last Time a UB Quarterback Has Thrown 4 Touchdowns:

Sept. 12, 1992 – Cliff Scott at New Haven (5 TDs)

Last Time a UB Quarterback Has Attempted 40 Passes:

Sept. 22, 2007 – Drew Willy vs. Baylor (29-of-46)

Last Time a UB Quarterback Has Completed 25 Passes:

Sept. 22, 2007 – Drew Willy vs. Baylor (29-of-46)

Last Defensive Two-Point Conversion:

Nov. 18, 1995 – Eric Lee vs. Boston University (102 yards)

Last 50-Yard Plus Field Goal:

Nov. 1, 2003 – Dallas Pelz at Toledo (50 yards)

Last kicker to record four or more field goals in a game:

Nov. 1, 2003 – 5, Dallas Pelz at Toledo (50, 44, 42, 47, 39)

Buffalo recorded a safety:

Oct. 13, 2007 – Larry Hutchinson sack in end zone vs. Toledo

A UB Player recorded two or more interceptions

Nov. 4, 2006 – Mike Newton vs. Kent State (2 interceptions)

A UB player recorded 15 or more tackles

Oct. 13, 2007 – Davonte Shannon vs. Toledo (15 tackles)

A UB player recorded two or more sacks in a game

Sept. 22, 2007 - Trevor Scott vs. Baylor (2 sacks)

A UB player blocked a field goal

Nov. 18, 2006 – Trevor Scott at Wisconsin

A UB player blocked an extra point

Sept. 9, 2006 – James Judges at Bowling Green

A UB player blocked a punt

Sept. 8, 2007 - Simon Manka at Temple

Last blocked punt returned for a touchdown

Sept. 9, 2006 – Jared Patterson at Bowling Green (block by Sherrod Lott)

2007 Longest Play from Scrimmage: 75-yard pass from Willy to E. Jackson vs. Toledo (TD)

2007 Longest Scoring Drive: 4 plays, 80 yards vs. Toledo

Onside Kicks: Buffalo is 1-for-2 in onside kick attempts this season

All-Time Overtime Record: 2-2 (Last overtime game: Sept. 9, 2006 at Bowling Green - lost 48-40, 3 OT)



2007 University at Buffalo Numerical Football Roster

NO.	PLAYER	POS	HT	WT	CL	HOMETOWN	HS/PREVIOUS SCHOOL
2	Marcus Rivers	WR	6-4	205	Fr.	Lackawanna, NY	Lackawanna
3	Gary Rice**	WR	5-9	170	Jr.	Hamilton, OH	Hamilton
4	Jamal Chisam**	LB	5-11	208	Jr.	Glendale, MD	DeMatha Catholic
5	Zack Ingle	QB	6-3	185	Fr.	Germantown, MD	Good Counsel
6	Ollice Ervin***	LB	6-1	232	Sr.	Vero Beach, FL	Vero Beach
7	Davonte Shannon	S	6-1	180	Fr.	Jeannette, PA	Jeannette
8	Ben Woods***	P/K	6-2	201	Sr.	Hermitage, PA	Hickory
9	Alan Hayes	S	5-11	190	Fr.	Houston, TX	Northland Christian
10	Gerry McGroarty*	P/K	6-2	219	Jr.	Wilkes-Barre, PA	Bishop Hoban
10	Cory Jorgensen	QB	6-3	205	Fr.	Williamston, MI	Williamston
11	Andre Evans**	DB	5-10	171	Jr.	Cleveland, OH	Glenville
12	Kendric Hawkins*	DB	5-10	184	So.	Upper Marlboro, MD	DeMatha Catholic
13	Gerald Jackson*	WR	5-11	186	Jr.	Alexandria, VA	DeMatha Catholic
14	Jesse Imes***	DB	5-10	201	Sr.	Cincinnati, OH	Kings Mills
15	Joshua Thomas	CB	5-10	175	Fr.	Cedar Hill, TX	Cedar Hill
16	Drew Willy**	QB	6-3	209	Jr.	Randolph, NJ	Randolph
17	Ed Young	QB	6-0	180	Fr.	Fort Worth, TX	Eastern Hills
18	Naaman Roosevelt*	QB/WR	5-11	184	So.	Buffalo, NY	St. Joseph's Collegiate
19	James Starks*	RB	6-2	210	So.	Niagara Falls, NY	Niagara Falls
20	Kareem Byrom**	DB	5-10	200	Sr.	New Brunswick, NJ	New Brunswick
21	Ernest Jackson**	WR	6-2	215	Jr.	Rochester, NY	Gates-Chili
23	Alex Pierre*	WR	6-1	191	So.	Hackensack, NJ	Hackensack
24	Terrance Breaux**	WR	6-2	215	Sr.	Randallstown, MD	Randallstown
25	Domonic Cook	CB	5-9	175	Fr.	Buffalo, NY	St. Joseph's
26	John Syty	DB	6-2	190	Fr.	Clarence, NY	Clarence
27	Brandon Thermilus	RB	5-11	226	R-Fr.	Flower Mound, TX	Marcus
28	Mario Henry*	RB	5-9	202	R-So.	Erie, PA	Strong Vincent
29	Ronald Sears**	DB	6-0	186	Sr.	New York, NY	New Utrecht/Virginia Union
30	Mike Newton*	DB	5-10	195	So.	Pasadena, MD	Calvert Hall
31	Marquis Dorsey	RB	5-10	179	Fr.	Buffalo, NY	Cleveland Hill
32	Chris Scharon**	FB	6-2	242	Jr.	Salem, NH	Salem
33	LaRon Haymore***	LB	5-11	224	Sr.	St. Louis, MO	Cardinal Ritter
34	Justin Winters	DB	5-11	190	Fr.	Greenbelt, MD	Eleanor Roosevelt
36	Simon Manka	WR	6-0	185	Sr.	Orchard Park, NY	Orchard Park/Virginia
37	Da'Von McCune*	RB	5-10	187	So.	Buffalo, NY	City Honors
38	Lucas West	DB	5-9	209	R-Fr.	Syracuse, NY	Corcoran
39	A.J. Principe	K	5-9	165	Fr.	Columbus, OH	St. Francis De Sales
41	Patrick Smith	WR	6-2	178	R-Fr.	Buffalo, NY	Canisius
42	Josh Copeland	S	6-0	195	Fr.	Fairborn, OH	Fairborn
43	Chris Storr*	DB	6-0	189	So.	Southfield, MI	Southfield
44	David Hubbard*	LB	6-0	225	Jr.	Rancho Cucamonga, CA	Etiwanda/Citrus JC
45	Robert Yealu**	TE	6-3	241	Jr.	Cedar Grove, NJ	Cedar Grove
46	Larry Hutchinson*	LB	6-1	212	Sr.	Seattle, WA	Franklin/Compton CC
47	Todd Robertson***	LB	6-2	244	Sr.	Amherst, NY	Sweet Home
48	Chris Callahan**	DL	6-3	247	Jr.	Webster, NY	Webster Thomas
49	Adekunle Akingba	LB	6-4	205	Jr.	Brooklyn, NY	Sheepshead Bay/Nassau CC
51	Raphael Akobundu	LB	6-0	219	Fr.	Bronx, NY	Christopher Columbus
52	Tom Drewes*	DE	6-1	246	So.	Dunmore, PA	Dunmore/Milford Prep
53	Jerry Housey	LB	6-1	230	Fr.	Bronx, NY	John F. Kennedy
54	Brian Tabaczynski	DL	6-5	230	Fr.	Lancaster, NY	Lancaster
55	Labinot Hakanjin*	DL	6-0	293	Sr.	Brooklyn, NY	Fort Hamilton/Erie CC
57	Jon Geddes**	OL	6-4	337	Jr.	Colonie, NY	Colonie



NO.	PLAYER	POS	HT	WT	CL	HOMETOWN	HS/PREVIOUS SCHOOL
59	Fred Branch	LB	6-3	200	Fr.	Rockville, MD	Seneca Valley
60	Mike Thompson*	DL	6-1	278	Jr.	Seffner, FL	Armwood
62	Dan Arisco	DL	6-1	280	Fr.	Cheshire, CT	Cheshire Academy
63	Kevin Johnson	DL	6-4	294	So.	Newton, NJ	Newton
64	Solomon Richberg	OL	6-4	299	Fr.	Queens, NY	August Martin
65	Ted Carlson	OL	6-4	295	Fr.	Irondequoit, NY	West Irondequoit
66	Brandon Flanagan	DL	6-2	303	R-Fr.	North Reading, MA	Wakefield
67	Jon Burgio*	OL	6-9	359	Sr.	Clarence, NY	Clarence
69	Josh Violanti	OL	6-3	270	Fr.	Lackawanna, NY	St. Francis
70	Ray Norell**	OL	6-6	296	Jr.	Monroe, CT	Masuk/Milford Academy
71	Jamey Richard***	OL	6-4	301	Sr.	Weston, CT	Weston
72	Andrew West	OL	6-6	313	So.	Croswell, MI	Croswell-Lexington
73	Peter Bittner	OL	6-4	293	R-Fr.	Williamsville, NY	Williamsville North
74	Anel Montanez*	DL	5-11	290	So.	Trumbull, CT	Trumbull
75	Jeff Niedermier**	OL	6-3	310	Jr.	New Washington, OH	Buckeye Central
76	Matt Bacoulis*	OL	6-3	307	So.	Des Plaines, IL	Maine East
77	Jordan Jerrold*	OL	6-7	306	So.	Fairless Hills, PA	Pennsbury
78	Matt Ostrowski	OL	6-7	300	Fr.	Natrona Heights, PA	Highlands
79	Chris Lauzze*	OL	6-2	300	Jr.	Pembroke, NY	Pembroke
80	Terrell Jackson	WR	6-1	180	Fr.	Temple, TX	Temple
81	Bryan Kisabeth*	TE	6-4	235	Jr.	Plymouth, MI	Divine Child
82	Jesse Rack*	TE	6-3	247	So.	Maspeth, NY	Christ The King
83	Matt Abdo	TE	6-3	255	Jr.	Manlius, NY	Fayetteville-Manlius
84	Skyler Hagg	WR	5-11	175	R-Fr.	Glendale, AZ	Ironwood
85	Brad Beggs**	WR	6-0	189	Jr.	Clarion, PA	Clarion-Limestone
86	Kyle Brey	TE	6-2	245	R-Fr.	Granger, IN	Penn
87	Aaron Connacher	TE	6-3	230	Fr.	Jamestown, NY	Jamestown
88	Brett Hamlin**	WR	6-1	182	R-So.	Jupiter, FL	William T. Dwyer
89	Trevor Scott***	DL	6-5	258	Sr.	Potsdam, NY	Potsdam
90	Bruno Lapointe*	DL	6-5	259	So.	Lennoxville, Quebec	Champlain Cegcep
91	James Judges**	DL	6-5	262	Sr.	Pickering, Ontario	St. Mary's Secondary
92	Dane Robinson*	DL	6-2	267	So.	Baltimore, MD	Calvert Hall
93	Andrew Pakan	TE	6-2	210	Fr.	Rochester, NY	East Ridge
94	Derrick Brown	DT	6-3	280	Fr.	Harrisburg, PA	Harrisburg
95	Ronald Hilaire**	DL	6-0	288	Jr.	Laval, Quebec	Vieux
96	George Eldayrie	K	5-8	173	Fr.	Clarence, NY	Clarence
97	Andrae Smith*	DL	6-4	246	Sr.	Bloomfield, CT	Bloomfield
98	Matt Brennan	DE	6-5	224	Fr.	Cheektowaga, NY	Maryvale
99	Gordon DuBois	DE	6-2	230	Fr.	Andover, MA	Andover

* Indicates number of letters earned

Head coach: Turner Gill (2nd year)

Assistants: Danny Barrett (Asst. Head Coach/Quarterbacks), Jimmy Williams (Defensive Coordinator/Linebackers), Brian Mohnsen (Defensive Ends), Aaron Stamm (Tight Ends/Special Teams Coordinator), Allen Mogridge (Offensive Line), Juan Taylor (Wide Receivers), Matt House (Defensive Backs/ Recruiting Coordinator), Toby Williams (Defensive Tackles), Lee Chambers (Running Backs), Curt Baldus (graduate assistant), Jeff Bublavi (graduate assistant), Scott Pilkey (administrative assistant)

Sports Performance: Ryan Groneman, Paul Childress

Operations: Paul Bittar

Training staff: Nick Mouyeos, Dale Zulawski



Willy Career Highs

Attempts.....46 vs. Baylor (9/22/07)
Completions..... 30 at Western Michigan (10/1/05)
Yards..... 330 at Penn State (9/15/07)
Touchdowns..... 3 vs. Toledo (10/13/07)
Long pass75 vs. Toledo (10/13/07)
Interceptions..... 4 vs. Eastern Michigan (11/19/05)
Rushing yards .. 33 vs. Eastern Michigan (11/19/05)

Starks Career Highs

Attempts.....36 vs. Ohio (10/6/07)
Yards..... 231 vs. Toledo (10/13/07)
Touchdowns..... 3 vs. Kent State (11/4/06)
Long run72 vs. Ohio (10/6/07)
Receptions6, twice
Yards receiving 83 at Temple (9/8/07)
All-purpose yards 244 vs. Toledo (10/13/07)

Breaux Career Highs

Receptions8 at Northern Illinois (9/16/06)
Rec. Yards 123 vs. UCF (10/2/04)
Touchdowns..... 1, three times
Long reception 86 vs. UCF (10/2/04)

Hamlin Career Highs

Receptions 6, three times
Rec. Yards84 at Toledo (10/22/05)
Touchdowns0
Long reception46 at W. Michigan (10/1/05)

Henry Career Highs

Attempts..... 17 at Temple (9/8/07)
Yards..... 125 at Temple (9/8/07)
Touchdowns..... 1 at Temple (9/8/07)
Long run33 at Temple (9/8/07)*
Receptions 3 at Penn State (9/15/07)
Yards receiving 24 at Penn State (9/15/07)

E. Jackson Career Highs

Receptions 6 at Penn State (9/15/07)
Rec. Yards 107 vs. Toledo (10/13/07)
Touchdowns..... 2 vs. Toledo (10/13/07)
Long reception 75 vs. Toledo (10/13/07)

Thermilus Career Highs

Attempts..... 9 at Temple (9/8/07)
Yards.....41 at Temple (9/8/07)
Touchdowns..... 1, twice
Long run 14 at Temple (9/8/07)
Receptions 4 at Rutgers (8/30/07)
Yards receiving 37 at Rutgers (8/30/07)

Rice Career Highs

Receptions 4, twice
Rec. Yards 44 at Northern Illinois (9/16/06)
Touchdowns.....0
Long reception... 16 at Northern Illinois (9/16/06)

McCune Career Highs

Attempts..... 3, two times
Yards.....11 at Auburn (9/23/06)
Touchdowns.....0
Long run 10 at Auburn (9/23/06)
Receptions0
Yards receiving0

Connacher Career Highs

Receptions 2 at Rutgers (8/30/07)
Rec. Yards13 at Temple (9/8/07)
Touchdowns.....none
Long reception 13 at Temple (9/8/07)

Rack Career Highs

Receptions 2, three times
Rec. Yards 40 vs. Baylor (9/22/07)
Touchdowns..... 1, twice
Long reception 38 at Penn State (9/15/07)

McGroarty Career Highs

Field goals made 2 at Toledo (10/22/05)
Longest field goal.....46 at Toledo (10/22/05)
Most PATs.....0

Principe Career Highs

Field goals made 1, three times
Longest field goal..... 43 vs. Ohio (10/6/07)
Most PATs..... 6 at Temple (9/8/07)

Woods Career Highs

Punts 11, three times
Yards punting 422 at Connecticut (9/1/05)
Punting avg.....50.5 at Ball State (9/29/07)
Long 71 at Ball State (9/29/07)
Inside 20 3, five times

Roosevelt Career Highs

Receptions7, three times
Rec. Yards 114 at Penn State (9/15/07)
Touchdowns..... 1, four times
Long reception53 vs. Kent State (11/4/06)
All-purpose yards 170 at BGSU (9/9/06)
Kickoff return yards94 at BGSU (9/9/06)
Long kickoff return94 at BGSU (9/9/06)*
Punt return yards.....64 at BGSU (9/9/06)
Long punt return55 at BGSU (9/9/06)

Brey Career Highs

Receptions 1, two times
Rec. Yards 3, two times
Touchdowns.....0
Long reception 3 at Ball State (9/29/07)



Hakanjin Career Highs

Tackles4, twice
Solos.....2, three times
Assists3, twice
Sacks0
Tackles for loss.....1 vs. Temple (8/31/06)

Hilaire Career Highs

Tackles8 vs. Toledo (10/13/07)
Solos.....3 vs. Ohio (10/6/07)
Assists6 vs. Toledo (10/13/07)
Sacks0.5 at Penn State (9/15/07)
TFL0.5, three times

Judges Career Highs

Tackles5 at Bowling Green (9/9/06)
Solos.....4 at Miami (OH) (11/5/05)
Assists4 at Bowling Green (9/9/06)
TFLs.....1.5 vs. Temple (8/31/06)
Sacks1 vs. Kent State (11/4/06)

Montanez Career Highs

Tackles5 at Ohio (10/21/06)
Solos.....4 at Ohio (10/21/06)
Assists1, twice
Sacks0
TFL0

Robinson Career Highs

Tackles4 vs. Miami (10/15/06)
Solos.....2 vs. Miami (10/15/06)
Assists2, twice
Sacks1, twice
TFL2 vs. Miami (10/15/06)

Scott Career Highs

Tackles8 vs. Central Michigan (11/24/06)
Solos.....4, twice
Assists4, twice
Sacks2, five times
Tackles for loss.....2.5, twice

Callahan Career Highs

Tackles4, three times
Solos.....2, three times
Assists4 at Ball State (9/29/07)
Sacks1 vs. Kent State (11/4/06)
Tackles for loss.....1.5 at Rutgers (8/30/07)

Lapointe Career Highs

Tackles2 at Ball State (9/29/07)
Solos.....2 at Ball State (9/29/07)
Assistsnone
Sacksnone
Tackles for loss.....1 at Rutgers (8/30/07)

Ervin Career Highs

Tackles14 at Bowling Green (9/9/06)
Solos.....7 at Boston College (10/28/06)
Assists8 at Bowling Green (9/9/06)
TFL1.5, three times
Interceptions.....1 at Northern Illinois (9/16/06)
Passes defended3 vs. Kent State (11/4/06)

Robertson Career Highs

Tackles7 at Ohio (10/21/06)
Solos.....2, twice
Assists5 at Ohio (10/21/06)
TFL0.5 at Temple (9/8/07)
Interceptions0
Passes defended0

Hubbard Career Highs

Tackles6 vs. Miami (10/15/06)
Solos.....5 vs. Miami (10/15/06)
Assists3 vs. Temple (8/31/06)
TFLs.....1.5 vs. Miami (10/15/06)
Interceptions0

Hutchinson Career Highs

Tackles11 vs. Baylor (9/22/07)
Solos.....8 vs. Baylor (9/22/07)
Assists3 vs. Baylor (9/22/07)
TFLs.....4 at Temple (9/8/07)
Interceptions0
Passes Defended.....1, twice

Akingba Career Highs

Tackles10, twice
Solos.....8 vs. Baylor (9/22/07)
Assists5 at Rutgers (8/30/07)
TFLs.....2 vs. Baylor (9/22/07)
Interceptions0
Passes Defended.....0

Branch Career Highs

Tackles9 vs. Toledo (10/13/07)
Solos.....3 vs. Toledo (10/13/07)
Assists6 vs. Toledo (10/13/07)
TFLs.....1 at Temple (9/8/07)
Interceptions0
Passes Defended.....0

Storr Career Highs

Tackles5 vs. Ball State (10/7/06)
Solos.....5 vs. Ball State (10/7/06)
Assists2 at Northern Illinois (9/16/06)
TFL0
Interceptions0
Passes defended0

Copeland Career Highs

Tackles4 vs. Ohio (10/6/07)
Solos.....3 vs. Ohio (10/6/07)
Assists2 at Ball State (9/29/07)
TFL0
Interceptions0
Passes defended1 vs. Baylor (9/22/07)

Byrom Career Highs

Tackles12 at Toledo (10/22/05)
Solos.....7 vs. Rutgers (9/17/05)
Assists6 at Bowling Green (9/9/06)
TFL2.5 vs. Kent State (11/4/06)
Interceptions1, four times
Passes defended1, seven times

Evans Career Highs

Tackles3, three times
Solos.....3 at Akron (11/9/06)
Assists2 vs. Akron (10/8/05)
TFL0
Interceptions0
Passes defended0

Hawkins Career Highs

Tackles11, twice
Solos.....9 at Penn State (9/15/07)
Assists6 at Bowling Green (9/9/06)
TFL2, twice
Interceptions1, three times
Passes defended1, nine times

Imes Career Highs

Tackles13 vs. Rutgers (9/17/05)
Solos.....7 at Akron (11/9/06)
Assists7 vs. Rutgers (9/17/05)
TFL1 at Akron (11/9/06)
Interceptions1, three times
Passes defended2 vs. Temple (8/31/06)

Cook Career Highs

Tackles11 vs. Toledo (10/13/07)
Solos.....7 vs. Toledo (10/13/07)
Assists4 vs. Toledo (10/13/07)
TFL1 at Penn State (9/15/07)
Interceptions0
Passes defended1, three times

Newton Career Highs

Tackles13, twice
Solos.....4, five times
Assists9, twice
TFL1.5 vs. Kent State (11/4/06)
Interceptions2 vs. Kent State (11/4/06)
Passes defended2, twice

Shannon Career Highs

Tackles16 at Ball State (9/29/07)
Solos.....10 at Ball State (9/29/07)
Assists9 vs. Toledo (10/13/07)
TFL2.5 vs. Toledo (10/13/07)
Interceptions1, twice
Passes defended4 vs. Baylor (9/22/07)

Thomas Career Highs

Tackles10 vs. Toledo (10/13/07)
Solos.....8 vs. Toledo (10/13/07)
Assists5 vs. Ohio (10/6/07)
TFL0
Interceptions0
Passes defended2 vs. Toledo (10/13/07)



The Automated ScoreBook
Buffalo Game Results (as of Oct 16, 2007)
All games

Date	Opponent	Score	Overall Record	Conference Record	Time	Attend
----	-----	-----	-----	-----	----	-----
Aug 30, 2007	at RUTGERS	3-38 L	0- 1- 0	0- 0- 0	3:15	43091
* Sep 08, 2007	at Temple	W 42-7	1- 1- 0	1- 0- 0	2:54	15629
Sep 15, 2007	at Penn State	24-45 L	1- 2- 0	1- 0- 0	3:13	107506
Sep 22, 2007	BAYLOR	21-34 L	1- 3- 0	1- 0- 0	3:33	22676
* 9/29/07	at Ball State	14-49 L	1- 4- 0	1- 1- 0	2:40	14333
* Oct 04, 2007	OHIO	W 31-10	2- 4- 0	2- 1- 0	2:50	10755
* Oct 13, 2007	TOLEDO	W 43-33	3- 4- 0	3- 1- 0	3:33	12529

* indicates conference game



The Automated ScoreBook
Buffalo Overall Team Statistics (as of Oct 16, 2007)
All games

Table with columns: TEAM STATISTICS, UB, OPP. Rows include SCORING, FIRST DOWNS, RUSHING YARDAGE, PASSING YARDAGE, TOTAL OFFENSE, KICK RETURNS, PUNT RETURNS, INT RETURNS, FUMBLES-LOST, PENALTIES-YARDS, PUNTS-YARDS, TIME OF POSSESSION/GAME, 3RD-DOWN CONVERSIONS, 4TH-DOWN CONVERSIONS, SACKS BY-YARDS, MISC YARDS, TOUCHDOWNS SCORED, FIELD GOALS-ATTEMPTS, ON-SIDE KICKS, RED-ZONE SCORES, RED-ZONE TOUCHDOWNS, PAT-ATTEMPTS, ATTENDANCE, Games/Avg Per Game, Neutral Site Games.

Table with columns: SCORE BY QUARTERS, 1st, 2nd, 3rd, 4th, Total. Rows include Buffalo, Opponents.



The Automated ScoreBook
Buffalo Overall Individual Statistics (as of Oct 16, 2007)
All games

RUSHING table with columns: GP, Att, Gain, Loss, Net, Avg, TD, Long, Avg/G. Rows include STARKS, James; HENRY, Mario; THERMILUS, Bran; WILLY, Drew; ROOSEVELT, Naam; MCCUNE, Da'Von; PRINCIPE, A.J.; TEAM; Total; Opponents.

PASSING table with columns: GP, Effic, Cmp-Att-Int, Pct, Yds, TD, Lng, Avg/G. Rows include WILLY, Drew; HAMLIN, Brett; TEAM; HENRY, Mario; Total; Opponents.

RECEIVING table with columns: GP, No., Yds, Avg, TD, Long, Avg/G. Rows include ROOSEVELT, Naam; JACKSON, Ernest; HAMLIN, Brett; STARKS, James; HENRY, Mario; RACK, Jesse; THERMILUS, Bran; RICE, Gary; CONNACHER, Aaro; BREY, Kyle; JACKSON, Terrel; HAYMORE, LaRon; SCHARON, Chris; WILLY, Drew; Total; Opponents.

PUNT RETURNS table with columns: No., Yds, Avg, TD, Long. Rows include ROOSEVELT, Naam; MANKA, Simon; Total; Opponents.

INTERCEPTIONS table with columns: No., Yds, Avg, TD, Long. Rows include NEWTON, Mike; SHANNON, Davont; HAWKINS, Kendri; THOMPSON, Mike; Total; Opponents.

KICK RETURNS table with columns: No., Yds, Avg, TD, Long. Rows include JACKSON, Terrel; ROOSEVELT, Naam; HAGG, Skyler; HENRY, Mario; THERMILUS, Bran; HAYMORE, LaRon; Total; Opponents.

FUMBLE RETURNS table with columns: No., Yds, Avg, TD, Long. Rows include Total; Opponents.



The Automated ScoreBook
Buffalo Overall Individual Statistics (as of Oct 16, 2007)
All games

Table with columns: SCORING, TD, FGs, Kick, Rush, Rcv, Pass, DXP, Saf, Points. Lists player statistics for STARKS, James; PRINCIPE, A.J.; JACKSON, Ernest; THERMILUS, Bran; WILLY, Drew; HAYMORE, LaRon; ROOSEVELT, Naam; NEWTON, Mike; RACK, Jesse; HENRY, Mario; HUTCHINSON, Lar; and Totals/Opponents.

Table with columns: TOTAL OFFENSE, G, Plays, Rush, Pass, Total, Avg/G. Lists player statistics for WILLY, Drew; STARKS, James; HENRY, Mario; THERMILUS, Bran; HAMLIN, Brett; ROOSEVELT, Naam; MCCUNE, Da'Von; PRINCIPE, A.J.; TEAM; and Totals/Opponents.

Table with columns: FIELD GOALS, FGM-FGA, Pct, 01-19, 20-29, 30-39, 40-49, 50-99, Lg, Blk. Lists statistics for PRINCIPE, A.J.

Table with columns: PUNTING, No., Yds, Avg, Long, TB, FC, I20, Blkd. Lists statistics for WOODS, Ben and Totals/Opponents.

Table with columns: FG SEQUENCE, Buffalo, OPPONENTS. Lists field goal sequences for RUTGERS, Temple, Penn State, Baylor, Ball State, Ohio, and Toledo.

Table with columns: KICKOFFS, No., Yds, Avg, TB, OB, Retn, Net, YdLn. Lists statistics for MCGROARTY, Gerr and Totals/Opponents.

Numbers in (parentheses) indicate field goal was made.



The Automated ScoreBook
Buffalo Overall Individual Statistics (as of Oct 16, 2007)
All games

ALL PURPOSE	G	Rush	Rec	PR	KOR	IR	Tot	Avg/G
STARKS, James	7	611	203	0	0	0	814	116.3
ROOSEVELT, Naam	7	14	364	62	210	0	650	92.9
JACKSON, Ernest	7	0	409	0	0	0	409	58.4
HENRY, Mario	5	286	60	0	28	0	374	74.8
JACKSON, Terrel	7	0	5	0	261	0	266	38.0
HAMLIN, Brett	7	0	202	0	0	0	202	28.9
HAGG, Skyler	5	0	0	0	187	0	187	37.4
THERMILUS, Bran	7	77	59	0	17	0	153	21.9
RACK, Jesse	7	0	110	0	0	0	110	15.7
NEWTON, Mike	7	0	0	0	0	95	95	13.6
WILLY, Drew	7	37	-17	0	0	0	20	2.9
SHANNON, Davont	7	0	0	0	0	19	19	2.7
CONNACHER, Aaro	5	0	19	0	0	0	19	3.8
RICE, Gary	4	0	13	0	0	0	13	3.2
HAYMORE, LaRon	5	0	2	0	10	0	12	2.4
MCCUNE, Da'Von	1	8	0	0	0	0	8	8.0
BREY, Kyle	7	0	6	0	0	0	6	0.9
MANKA, Simon	6	0	0	5	0	0	5	0.8
SCHARON, Chris	4	0	2	0	0	0	2	0.5
PRINCIPE, A.J.	7	1	0	0	0	0	1	0.1
THOMPSON, Mike	4	0	0	0	0	-1	-1	-0.2
TEAM	6	-13	0	0	0	0	-13	-2.2
Total.....	7	1021	1437	67	713	113	3351	478.7
Opponents.....	7	1202	1605	129	574	134	3644	520.6



The Automated ScoreBook
 Buffalo Overall Defensive Statistics (as of Oct 16, 2007)
 All games

DEFENSIVE LEADERS	GP	-----Tackles-----			TFL/Yds	-Sacks-	---Pass Def---			-Fumbles-		Blkd	
		Solo	Ast	Total			No-Yds	Int-Yds	BrUp	QBH	Rcv-Yds	FF	Kick
7 SHANNON, Davont	7	31	24	55	3.5-21	.		2-19	3	1	.	.	.
20 BYROM, Kareem	7	29	23	52	4.0-10	.	.		1	.	.	1	.
46 HUTCHINSON, Lar	7	33	17	50	9.0-44	4.0-28	.		1	.	1-0	2	1
30 NEWTON, Mike	7	21	23	44	0.5-1	.		3-95	2
25 COOK, Domic	7	29	14	43	1.5-1	.	.		2	.	.	.	1
49 AKINGBA, Adekun	6	15	14	29	1	.
6 ERVIN, Ollice	7	14	12	26	2.5-4	.	.		1	.	1-0	1	.
89 SCOTT, Trevor	7	16	9	25	9.5-63	7.0-58	.		1	4	1-0	3	.
15 THOMAS, Joshua	6	17	8	25	.	.	.		3
95 HILAIRE, Ronald	7	10	14	24	2.0-5	0.5-2	.		.	2	.	.	.
12 HAWKINS, Kendri	4	15	7	22	1.0-2	.		1-0	3	.	1-0	1	.
59 BRANCH, Fred	7	7	14	21	1.0-3
48 CALLAHAN, Chris	7	5	13	18	3.5-7	0.5-1
44 HUBBARD, David	7	7	7	14	.	.	.		1	1	.	.	.
42 COPELAND, Josh	7	8	4	12	.	.	.		1
92 ROBINSON, Dane	7	3	5	8	2.0-5	.	.		.	1	.	.	.
36 MANKA, Simon	6	6	1	7	1.0-6	1
53 HOUSEY, Jerry	4	3	4	7	1.0-1
55 HAKANJIN, Labin	6	1	5	6	0.5-1
47 ROBERTSON, Todd	6	.	5	5	0.5-1
91 JUDGES, James	5	4	1	5
43 STORR, Chris	6	4	1	5	.	.	.		1
23 PIERRE, Alex	7	2	3	5	1.0-9
90 LAPOINTE, Bruno	2	3	.	3	1.0-3
34 WINTERS, Justin	7	.	3	3	0.5-5	0.5-5	.		.	1	.	.	.
10 MCGROARTY, Gerr	7	1	1	2
86 BREY, Kyle	7	1	1	2
70 NORELL, Ray	7	2	.	2
27 THERMILUS, Bran	7	2	.	2
60 THOMPSON, Mike	4	.	2	2	0.5-1	0.5-1		1--1
71 RICHARD, Jamey	7	1	.	1
13 JACKSON, Gerald	4	.	1	1
88 HAMLIN, Brett	7	1	.	1
66 FLANAGAN, Brand	3	.	1	1
82 RACK, Jesse	7	1	.	1
85 BEGGS, Brad	1	.	1	1
73 BITTNER, Peter	7	1	.	1
Total.....	7	293	238	531	46-193	13-95		7-113	20	10	4-0	9	2 1
Opponents.....	7	264	272	536	45-173	14-92		6-134	8	11	8-34	8	1 .



The Automated ScoreBook
Buffalo Team Game-by-Game (as of Oct 16, 2007)
All games

TEAM STATISTICS

Table with columns: Date, Opponent, RUSHING (No, Yds, TD, Lg), RECEIVING (No, Yds, TD, Lg), PASSING (Cmp, Att, Int, Yds, TD, Lg), KICK RET (No, Yds, TD, Lg), PUNT RET (No, Yds, TD, Lg), tot off. Rows include games from Aug 30 to Oct 13, 2007, and Totals/Opponent.

Games played: 7
Avg per rush: 3.8
Avg per catch: 11.0
Pass efficiency: 135.08
Kick ret avg: 19.3
Punt ret avg: 8.4
All purpose avg/game: 478.7
Total offense avg/gm: 351.1

Table with columns: Date, Opponent, TACKLES (Solo, Ast, Total), SACKS (TFL-Yds, No-Yds), FUMBLE (FF, FR-Yds, Int-Yds), Pass Blkd (QBH, Brk, Kick), Kicks--XPTS (Att-Mad, Run, Rcv, Saf), Pts. Rows include games from Aug 30 to Oct 13, 2007, and Totals/Opponent.

Table with columns: Date, Opponent, PUNTING (No, Yds, Avg, Long, Blkd, TB, FC, 50+, I20), FIELD GOALS (Att-Made, Lg, Blkd), KICKOFFS (No, Yds, Avg, TB, OB). Rows include games from Aug 30 to Oct 13, 2007, and Totals/Opponent.



The Automated ScoreBook
Buffalo Game Superlatives (as of Oct 16, 2007)
All games

INDIVIDUAL GAME HIGHS

Table listing individual game highs for various statistics such as Rushes, Yards Rushing, TD Rushes, Long Rush, Pass attempts, Pass completions, Yards Passing, TD Passes, Long Pass, Receptions, Yards Receiving, TD Receptions, Long Reception, Field Goals, Long Field Goal, Punts, Punting Avg, Long Punt, Long Punt Return, Long Kickoff Return, Tackles, Sacks, Tackles For Loss, and Interceptions, along with player names and game details.



The Automated ScoreBook
Buffalo Red-Zone Results (as of Oct 16, 2007)
All games

Buffalo Inside Opponent Red-Zone

Table with columns: Date, Opponent, Score, Times In RZ, Times Scored, Total Pts, TDs, Rush TDs, Pass TDs, FGs Made, Failed to score inside RZ (FGA, Downs, Int, Fumb, Half, Game). Includes game entries from Aug 30 to Oct 13 and a Totals row showing 21 of 21 (85.7%).

Opponents Inside Buffalo Red-Zone

Table with columns: Date, Opponent, Score, Times In RZ, Times Scored, Total Pts, TDs, Rush TDs, Pass TDs, FGs Made, Failed to score inside RZ (FGA, Downs, Int, Fumb, Half, Game). Includes game entries from Aug 30 to Oct 13 and a Totals row showing 24 of 30 (80.0%).